



Signature Residential Hardware

HOPE'S COLLECTION

Signature Residential Hardware

HOPE'S COLLECTION

Index

HOPE'S SIGNATURE HARDWARE

How to select your options.....2

Finish Guide.....3

Hope's Standard Finishes4

HOPE'S ONE COLLECTION 5



HOPE'S TWO COLLECTION ... 11



WATER STREET DOOR HARDWARE COLLECTIONS.... 17

How to select your options

We provide the elegant styling of Hope's signature residential hardware collections. You provide the details. Follow these steps to complete your design ...

STEP 1

Choose your finish and color using the Finish Guide on pages 3 and 4.

STEP 2

Choose your residential window and door hardware collection. Refer to shop drawings for hardware components included in your project.

STEP 3

Choose your specific styling options using the descriptions and instructions with each piece as a guide. Note that some options are not available for all window and door types.

FINISH GUIDE

RESIDENTIAL HARDWARE

Hope's has partnered with Water Street Brass to offer beautiful hardware finishes to complement your Hope's Signature Residential Hardware. The following information is provided to guide your selection based on your desired aesthetic – from long-lasting color to naturally aging patinas.

Terminology

PATINA

A color film that develops on the surface of a part over time by oxidation. Often green on copper, brown on brass and bronze, gray or black on silver finishes.

PLATING

The process of permanently adhering a thin but durable coating of an alternate metal directly to the surface of the hardware. Parts are submerged into an electrically charged chemical bath. As the electrons flow through this solution, molecules of the new metal are deposited and fused onto the brass hardware host.

TARNISH

The natural aging of metals through exposure to humidity in the air, moisture and even hand oils deposited on hardware with use.

WEATHERED

The purposeful exposure of hardware to scratching or denting agents to create an old feel and appearance.



Finishes Change Over Time

It is important to note that finishes may change over time. When choosing a finish, it is advisable to consider the environment where your hardware will be used. Factors like humidity, exposure to weather or ultraviolet (UV) light, and frequency of use will all play a role in how the appearance of your hardware evolves. It is for this reason that Hope's Windows, Inc. does not warrant finishes against discoloration and change.

Depending on your taste and style, a naturally aging, or *living finish*, can be a rich addition to your project. In many cases, the patina of a part is considered highly desirable and should not be looked upon as a negative development.

Uncoated Finishes

Uncoated finishes, also known as living finishes, change over time depending on factors like humidity, salinity, and general use. Uncoated finishes allow the aging process to occur naturally.

Lacquer Finishes

A clear protective coating is sprayed onto the hardware and cured to a hard finish after the coloring or plating process. The lacquer coating prolongs the factory finish by providing a barrier between the finish and the environmental factors that cause the natural aging process. This clear coating may be subject to crazing (the formation of very fine cracks or lines on the surface) due to exposure to UV light, moisture and cold.

Physical Vapor Deposition (PVD) Finishes

The hardware is electroplated with a thin layer of copper followed by palladium nickel to fortify the surface. PVD is then applied with an environmentally friendly vacuum coating process. PVD finish is resistant to scratching and provides excellent protection against discoloration caused by adverse weather and coastal atmospheric conditions.

Powdercoat Finishes

A fine colored powder is applied to the hardware and exposed to a heating process that melts and adheres the color to the part providing a tough, durable finish. Powdercoat will have slightly less clarity than a lacquered or uncoated finish. It may have an irregular texture and is vulnerable to scratching in heavy traffic area.

FINISH GUIDE

RESIDENTIAL HARDWARE

Forged of solid brass, the sleek lines that characterize the Hope's One Collection, the traditional elegance that distinguish the Hope's Two Collection, and the variety of the Water Street Collections of residential hardware enhance the beauty of every room. Enrich your design with any of these standard hardware finishes ...

Uncoated or Lacquer Finish Colors for Hardware



POLISHED
BRASS



POLISHED
ANTIQUE



ANTIQUE
BRASS



WEATHERED
COPPER



POLISHED
NICKEL



SATIN
NICKEL



WEATHERED ANTIQUE
NICKEL



OIL RUBBED
BRONZE

Powdercoat Finish Colors for Hardware

Hope's Matte Black is a standard option – others available at additional cost.



HOPE'S
MATTE BLACK



Satin
Gun Metal



Silver
Lining



Bronze
PE



Bronze
Metallic



Oil Rubbed
Bronze



Oil Rubbed
Orange

Note: The powdercoat finish and process for hardware is not the same as that for window and door frames. Color-matching to frames is not available.

PVD Finish Colors for Hardware

Available at additional cost.



POLISHED
BRASS PVD



POLISHED
NICKEL PVD



SATIN
NICKEL PVD






OIL RUBBED
BRONZE PVD

*Photographs are for representation purpose only and color may vary slightly.
Hope's recommends that you request physical samples during the submittal process.*

HOPE'S COLLECTION

One



Sleek Lines, Subtle Curves, Classic Style

WINDOW & DOOR HARDWARE

HOPE'S ONE COLLECTION

Window & Door Hardware Choices

FINISH

Choose your finish and color using the Finish Guide on pages 3 and 4.

This hardware is used for both windows and doors. Your specific hardware is determined by the window or door type.

CREMONE

Rotating handle and sliding rods used to secure the leaves of a double window or door.



FLUSH BOLTS

Top and bottom locking bolts used to secure the inactive leaf of a double window or door.



LIFT & SLIDE HARDWARE

HOPE'S ONE COLLECTION

Lift & Slide Window Hardware Choices

ESCUTCHEON STYLE

Choose square, arched or round escutcheon.

FINISH

Choose your finish and color using the Finish Guide on pages 3 and 4.

ESCUTCHEON STYLES

1-1/2" x 8" x 1/4"

SQUARE PLATE



ARCHED PLATE



ROUND PLATE



WINDOW HARDWARE

Interior-only lever and trim plate for lift & slide vents.



Closed position



Open position

EXTERIOR HANDLE (DOORS ONLY)

Exterior recessed pull may be used with patio and passage locking functions only.

LEVER



RECESSED PULL



Lift & Slide Door Hardware Choices

ESCUTCHEON STYLE

Choose square, arched or round escutcheon.

LOCKING FUNCTION

Choose entrance, patio or passage locking function.

EXTERIOR HANDLE

Choose lever or recessed pull.

FINISH

Choose your finish and color using the Finish Guide on pages 3 and 4.

LOCKING FUNCTIONS (DOORS ONLY)

ENTRANCE

Exterior cylinder, interior thumbturn



PATIO

Interior thumbturn only



PASSAGE

No cylinder or thumbturn



VENTED WINDOW HARDWARE

HOPE'S ONE COLLECTION

Window Hardware Choices

FINISH

Choose your finish and color using the Finish Guide on pages 3 and 4.

Your fastener or roto operator is determined by window type.

FASTENER (#101) with BASE PLATE (A)

Window locking handles for swing-out casement with roto operators, swing-in casement and project-in vents.



FASTENER (#102) with BASE PLATE (B)

Window locking handles for swing-out casement and project-out vents.



ROTO OPERATOR (#141)

Single arm roto type crank operators for swing-out casement vents.



ROTO OPERATOR (#142)

Dual arm roto type crank operators for project-out vents.



MORTISE DOOR HARDWARE

HOPE'S ONE COLLECTION

Mortise Door Hardware Choices

TRIM TYPE

Choose rosette or escutcheon.

ESCUTCHEON STYLE

Choose square, arched or round plate style (escutcheon trim only).

LOCKING FUNCTION

Choose entrance, patio or passage locking function.

FINISH

Choose your finish and color using the Finish Guide on pages 3 and 4.

TRIM TYPES

ROSETTE

2-1/4" dia. × 1/4" (at lever)

1-3/4" dia. × 1/4" (at lock)



ESCUTCHEON

2-1/2" × 11" × 1/4"



ESCUTCHEON STYLES

SQUARE PLATE



ARCHED PLATE



ROUND PLATE



LOCKING FUNCTIONS

ENTRANCE

Exterior cylinder,
interior thumbturn



PATIO

Interior thumbturn
only



PASSAGE

No cylinder or
thumbturn



MULTI-POINT DOOR HARDWARE

HOPE'S ONE COLLECTION

Multi-Point Door Hardware Choices

TRIM TYPE

Choose rosette or escutcheon.

ESCUTCHEON STYLE

Choose square, arched or round plate style (escutcheon trim only).

LOCKING FUNCTION

Choose entrance, patio or passage locking function.

FINISH

Choose your finish and color using the Finish Guide on pages 3 and 4.

TRIM TYPES

ROSETTE
2-1/4" dia. x 1/4"
(at lever and lock)



ESCUTCHEON
1-1/2" x 11" x 1/4"



ESCUTCHEON STYLES

SQUARE PLATE



ARCHED PLATE



ROUND PLATE



LOCKING FUNCTIONS

ENTRANCE
Exterior cylinder,
interior thumbturn



PATIO
Interior thumbturn
only



PASSAGE
No cylinder or
thumbturn



HOPE'S COLLECTION

Two



Graceful Curves, Elegant Contours, Traditional Style

WINDOW & DOOR HARDWARE

HOPE'S TWO COLLECTION

Window & Door Hardware Choices

FINISH

Choose your finish and color using the Finish Guide on pages 3 and 4.

This hardware is used for both windows and doors. Your specific hardware is determined by the window or door type.

CREMONE

Rotating handle and sliding rods used to secure the leaves of a double window or door.



FLUSH BOLTS

Top and bottom locking bolts used to secure the inactive leaf of a double window or door.



LIFT & SLIDE HARDWARE

HOPE'S TWO COLLECTION

Lift & Slide Window Hardware Choices

FINISH

Choose your finish and color using the Finish Guide on pages 3 and 4.

ESCUTCHEON STYLE

1-1/2" x 8" x 1/4"



Lift & Slide Door Hardware Choices

LOCKING FUNCTION

Choose entrance, patio or passage locking function.

EXTERIOR HANDLE

Choose lever or recessed pull.

FINISH

Choose your finish and color using the Finish Guide on pages 3 and 4.

WINDOW HARDWARE

Interior-only lever and trim plate for lift & slide vents.



Closed position



Open position

EXTERIOR HANDLE (DOORS ONLY)

Exterior recessed pull may be used with patio and passage locking functions only.

LEVER



RECESSED PULL



LOCKING FUNCTIONS (DOORS ONLY)

ENTRANCE

Exterior cylinder, interior thumbturn



PATIO

Interior thumbturn only



PASSAGE

No cylinder or thumbturn



VENTED WINDOW HARDWARE

HOPE'S TWO COLLECTION

Window Hardware Choices

FINISH

Choose your finish and color using the Finish Guide on pages 3 and 4.

Your fastener or roto operator is determined by window type.

FASTENER (#103) with BASE PLATE (A)

Window locking handles for swing-out casement with roto operators, swing-in casement and project-in vents.



FASTENER (#104) with BASE PLATE (B)

Window locking handles for swing-out casement and project-out vents.



ROTO OPERATOR (#141)

Single arm roto type crank operators for swing-out casement vents.



ROTO OPERATOR (#142)

Dual arm roto type crank operators for project-out vents.



MORTISE DOOR HARDWARE

HOPE'S TWO COLLECTION

Mortise Door Hardware Choices

TRIM TYPE

Choose rosette or escutcheon.

LOCKING FUNCTION

Choose entrance, patio or passage locking function.

FINISH

Choose your finish and color using the Finish Guide on pages 3 and 4.

TRIM TYPES

ROSETTE

2-1/4" dia. x 1/4" (at lever)

1-3/4" dia. x 1/4" (at lock)



ESCUTCHEON

2-1/2" x 11" x 1/4"



ESCUTCHEON STYLE



LOCKING FUNCTIONS

ENTRANCE

Exterior cylinder,
interior thumbturn



PATIO

Interior thumbturn
only



PASSAGE

No cylinder or
thumbturn



MULTI-POINT DOOR HARDWARE

HOPE'S TWO COLLECTION

Multi-Point Door Hardware Choices

TRIM TYPE

Choose rosette or escutcheon.

LOCKING FUNCTION

Choose entrance, patio or passage locking function.

FINISH

Choose your finish and color using the Finish Guide on pages 3 and 4.

TRIM TYPES

ROSETTE
2-1/4" dia. x 1/4"
(at lever and lock)



ESCUTCHEON
1-1/2" x 11" x 1/4"



ESCUTCHEON STYLE



LOCKING FUNCTIONS

ENTRANCE
Exterior cylinder,
interior thumbturn



PATIO
Interior thumbturn
only



PASSAGE
No cylinder or
thumbturn





WATER STREET
BRASS

DOOR COLLECTIONS

Each of these designer hardware collections comprises a full range of rosettes, escutcheons, thumbturns, levers, pulls, and knobs to create your perfect look. Choose pieces from within a single collection or mix-and-match for a truly unique selection that embodies harmony of form and function while catering to your personal style. Complete the look with your choice of finish and color using the Finish Guide on pages 3 and 4.

JAMESTOWN COLLECTION



23015 Lever | 20014 Rose

HUDSON COLLECTION



23024 Lever | 20035 Rose

PORT ROYAL COLLECTION



23030 Lever | 20030 Rose



23056 Lever | 20135 Rose

TERRACE COLLECTION



23020 Lever | 20040 Rose



23050 Lever | 20072 Rose

MANOR COLLECTION



23040 Lever | 20051 Rose



23062 Lever | 20050 Rose

HOPE'S®

Hope's has partnered with Water Street Brass to offer these additional collections of fine artisan hardware for doors. These well-appointed lines of decorative hardware are perfectly suited to fit Hope's locksets.

HOPE'S®

HOPE'S WINDOWS, INC.

84 Hopkins Avenue • PO Box 580
Jamestown, New York • 14702-0580
716.655.5124 • Fax 716.665.3365
www.hopeswindows.com



WATER STREET

4515 Gleason Road • PO Box 463
Lakewood, New York • 14750
716.763.0059 • Fax 716.763.6043
www.waterstreetbrass.com